

CL 2300 LED CANISTER LIGHT

PRODUCT FEATURES

- Max output 2300 lumens
- Tempered optic glasses
- Anodized per MIL-A-8625E, Type II, Class 2
- Magnetic switch
- Cree XML T6 x 3 LED bulbs
- Beam length approximate to 300 meters
- Beam angle 8°
- Samsung ICR 18650 x 6 3S2P 12.6V x 5.2Ah, rechargeable
- 168mm (L) x 73mm (Dia.)
- 1177 grams weight (battery pack and canister included)
- Constant brightness design
- 650ft/200M waterproof design
- Burn time 12 hours

Caution: Batteries were done cycles of charging and discharging; user needs to charge the batteries up every time before using it for optimum burning time. It is normal if the torch twinkles. Circuit board were designed the twinkling notice when the capacity is low (6 times when capacity is lower than 10%, 0.5S/time; 12 times when the capacity is lower than 5%, 0.25S/time).

CL 2300 LED canister light provides 2300 lumens, 8° beam angles, light source and double O-Ring seals allow the CL2300 to reach depths of 650ft/200m under water; each light has been tested under pressured chamber before leaving the factory and its stability on quality and function will convince you this is a good light and you will have no regrets to choose it.

OPERATION INSTRUCTION

Push up and hold the switch button for 2 seconds to turn the light on and release the button. When the light is on, push up the switch button again to change the working mode from Low - Mid - High; remember to release the button immediately when the working mode changed. Slide down and hold the switch buttons for 2 seconds to turn the light off.

Warning: CL2300 was designed for under water use only. Use out of water is not recommended as excessive heat may damage LED modules. Please never shoot to eyes directly or it may cause eye damages since CL2300 is a high intensively shiny device.

BATTERY CHARGER

Authorized charger for Samsung ICR 18650 x 6, 3S2P 12.6V, 5.2Ah is DC 12.6V 1.0A or equal. Open the plug on canister by coin and connect the charger into the plug; if the indicator of charger is red, it starts charging and when the indicator of charger is green, the charging is done. Take off the charger and assemble back the plug. Please review the specification of charger on our website for more guidelines on charging.

Warning: Inspect the O-Rings (two sizes) visually and ensure there are no missing and damages that may cause leakage.

USE AND MAINTENANCE

Do not disassemble the sealed parts, doing so can cause permanent damage to the light or LED modules or sealing. Any battery may leak caustic solutions or gases which can corrode inside of the light. You should remove the batteries at least once three months and visually inspect the inside of the light for signs of corrosion and re-install the battery if there is no corrosion. Do not store the batteries in the light for extended periods of time, they may leak and damage the light.

Whenever the light or canister is opened, visually inspect the O-Rings for possible damage or debris that may cause water leakage. If new O-Rings are needed, be sure to lightly lubricate with Silicone Grease before installing. To avoid damage to the O-Rings and sealing surfaces, sharp metal tools are not allowed; plastic/wood, none sharp tools can be used.

If the light does not work or work improperly, please try to connect with the charger to reactivate the battery or contact our authorized repair station or us at info@anoindustry.com for repair or replacement; never try to repair by yourselves or you may not have our warranties on the disassembled product.

BATTERY

Caution: Samsung ICR 18650 x 6, 3S2P 12.6V, 5.2Ah, lithium rechargeable batteries are required or equal.






1. Charge it up before using
2. Do not charge/discharge with more than specified current
3. Do not short circuit the battery
4. Do not incinerate or mutilate the battery
5. The lifespan expectancy may be reduced by extremely heat, deep cycling and over charging/discharging.

Warning: To reduce the risk of harm to your light, our batteries are highly recommended to be used or the battery pack with same specification from a reputable manufacturer. Please never try to solder or replace the cell without matching or other brands by yourselves or if may cause permanent damage to the battery pack.

MANUFACTURER WARRANTY

Register your light with S/N on the official website of Ano Industries for extra 6 months warranty service. Covers defects in materials or workmanship for a period of 12 months from date of original consumer purchase.

OPERATION MODES

CL 2300	Operation Mode		
	Low	Mid	High
 Output	575 Lumens	1150 Lumens	2300 Lumens
 Burn Time	12 Hours	6 Hours	3 Hours
 Beam (L)	300 Meters		
 Impact	1.5 Meters		
 Waterproof	650 FT/200 Meters		

Accessories

Included extra O-Rings and a bag of Silicone Grease.

Ano

LIGHTING INDUSTRIES

Ano Industries., Jiaoyu Road Liaobu Town Dongguan City Guangdong

Province China 523400

Tel: +86 769 8330 7776

Email: info@anoindustry.com

TM 2012 Ano Industries; all rights reserved.

