

# HL 2400 LED HAND LIGHT

## PRODUCT FEATURES

- Max output 2400 lumens
- Tempered optic glasses
- Anodized per MIL-A-8625E, Type II, Class 2
- Magnetic switch
- Cree XML T6 x 3 LED bulbs
- Beam length approximate to 300 meters
- Beam angle 8°
- Samsung ICR 18650 x 4 4S1P 16.8V x 2.6Ah, rechargeable
- 174mm (L) x 73mm (Dia.)
- 809 grams weight (battery pack and included)
- Constant brightness design
- 650ft/200M waterproof design
- Burn time 8 hours

**Caution:** Batteries were done cycles of charging and discharging; user needs to charge the batteries up every time before using it for optimum burning time. It is normal if the torch twinkles. Circuit board were designed the twinkling notice when the capacity is low (6 times when capacity is lower than 10%, 0.5S/time; 12 times when the capacity is lower than 5%, 0.25S/time).

**HL 2400** LED canister light provides 2400 lumens, 8° beam angles, light source and double O-Ring seals allow the HL2400 to reach depths of 650ft/200m under water; each light has been tested under pressured chamber before leaving the factory and its stability on quality and function will convince you this is a good light and you will have no regrets to choose it.

## OPERATION INSTRUCTION

Rotate the switch ring clockwise for mode choosing; the first shift is Low, the second shift is Mid and the last shift is High. Rotate the switch ring counter-clockwise for powering off the light.

**Warning:** HL2400 was designed not only use under water; but also out of water. No matter you use under water or not, please never shoot to eyes directly or it may cause eye damages since HL2400 is a high intensively shiny device.

## BATTERY CHARGER

Authorized charger for Samsung ICR 18650 x 4, 4S1P 16.8V, 2.6Ah is DC 16.8V 1.0A or equal. Open the plug on rear cap by coin and connect the charger into the plug; if the indicator of charger is red, it starts charging and when the indicator of charger is green, the charging is done. Take off the charger and assemble back the plug. Please review the specification of charger on our website for more guidelines on charging.

**Warning:** Inspect the O-Rings (two sizes) visually and ensure there are no missing and damages that may cause leakage.

## USE AND MAINTENANCE

Do not disassemble the sealed parts, doing so can cause permanent damage to the light or LED modules or sealing. Any battery may leak caustic solutions or gases which can corrode inside of the light. You should remove the batteries at least once three months and visually inspect the inside of the light for signs of corrosion and re-install the battery if there is no corrosion. Do not store the batteries in the light for extended periods of time, they may leak and damage the light.

Whenever the light is opened, visually inspect the O-Rings for possible damage or debris that may cause water leakage. If new O-Rings are needed, be sure to lightly lubricate with Silicone Grease before installing. To avoid damage to the O-Rings and sealing surfaces, sharp metal tools are not allowed; plastic/wood, none sharp tools can be used.

If the light does not work or work improperly, please try to connect with the charger to reactivate the battery or contact our authorized repair station or us at [info@anoindustry.com](mailto:info@anoindustry.com) for repair or replacement; never try to repair by yourselves or you may not have our warranties on the disassembled product.

## BATTERY

**Caution:** Samsung ICR 18650 x 4, 4S1P 16.8V, 2.6Ah, lithium rechargeable batteries are required or equal.






1. Charge it up before using
2. Do not charge/discharge with more than specified current
3. Do not short circuit the battery
4. Do not incinerate or mutilate the battery
5. The lifespan expectancy may be reduced by extremely heat, deep cycling and over charging/discharging.

**Warning:** To reduce the risk of harm to your light, our batteries are highly recommended to be used or the battery pack with same specification from a reputable manufacturer. Please never try to solder or replace the cell without matching or other brands by yourselves or it may cause permanent damage to the battery pack.

## MANUFACTURER WARRANTY

Register your light with S/N on the official website of Ano Industries for extra 6 months warranty service. Covers defects in materials or workmanship for a period of 12 months from date of original consumer purchase.

## OPERATION MODES

HL 2400	Operation Mode		
	Low	Mid	High
 Output	600 Lumens	1200 Lumens	2400 Lumens
 Burn Time	8 Hours	4 Hours	2 Hours
 Beam (L)	300 Meters		
 Impact	1.5 Meters		
 Waterproof	650 FT/200 Meters		

## Accessories

Included extra O-Rings and a bag of Silicone Grease.

*Ano*

LIGHTING INDUSTRIES

Ano Industries., Jiaoyu Road Liaobu Town Dongguan City Guangdong  
Province China 523400  
Tel: +86 769 8330 7776  
Email: [info@anoindustry.com](mailto:info@anoindustry.com)

TM 2012 Ano Industries; all rights reserved.

